
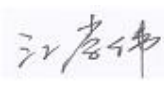
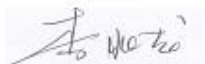


SHANDONG HIPOWER ENERGY GROUP

Lithium-Ion Battery SPECIFICATION




Name	LiFePO ₄ Battery
Number	Trial Version
Type	HP-PW-100AH
Specification	3.2V/100AH
Prepared	
Checked	
Approved	

Address: HiPower Industrial Park, NO.1 Tianan Rd, Hi-Tech Development District,

Zaozhuang, Shandong, CHINA

Tel: (86-731)85131841 Fax: (86-632)8010289

 Shan Dong Hipower Energy Group	Type: HP-PW-100AH
LiFePO4 Battery specification	Modified: 01/05/2010

1. Summarization

This Specification describes the requirements of the LiFePO4 rechargeable battery supplied by SHANDONG HIPOWER Energy Group, The product mentioned in the specification accord with Q/SHB002-2007 (based on GB/T18333.1-2001).

2 Description


2.1 Name: LiFePO4 Battery

2.2 Type: **HP-PW-100AH**



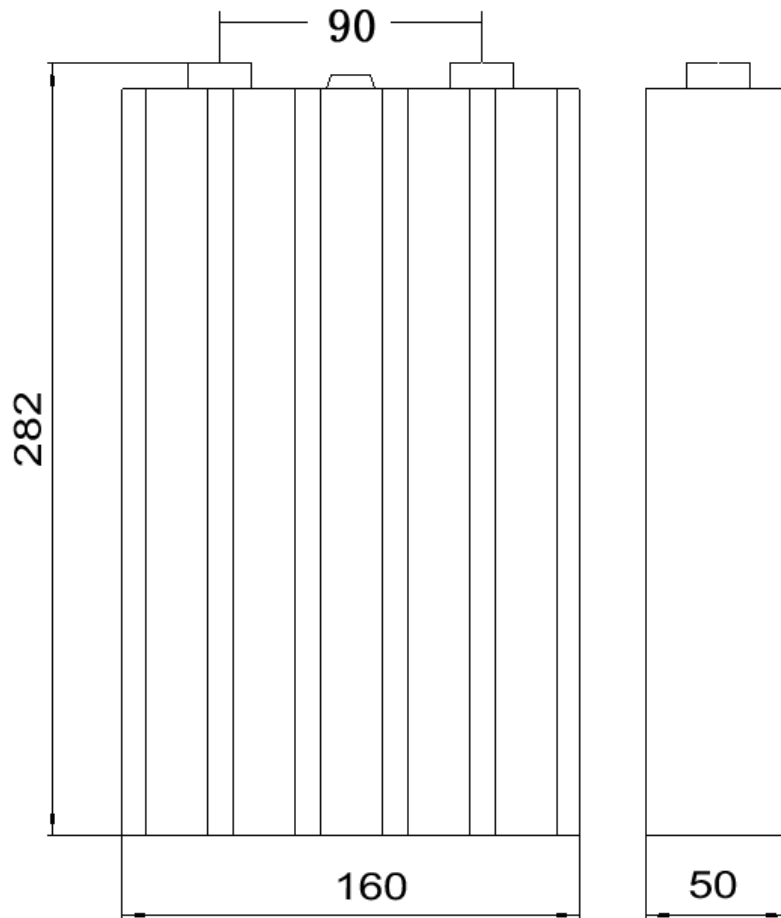
3. Parameters

No.	Item	unit	Parameters	Remark
1	Nominal Capacity	AH	100	Under the condition of standard charge /discharge
2	Nominal Voltage	V	3.2	average volume, standard charge /discharge
3	Charge Type	/	CC/CV	The convert point is 3.85V
4	Cut-off Voltage	V	3.85	Cell cut-off voltage should under this volume
5	Discharge Cut-off Voltage	V	2.0	/
6	Standard charge current	A	33.3	/
7	Standard discharge current	A	33.3	/
8	Max continuous charge current	A	100	/
9	Max continuous discharge current	A	300	/

 Shan Dong Hipower Energy Group		Type: HP-PW-100AH		
LiFePO4 Battery specification		Modified: 01/05/2010		

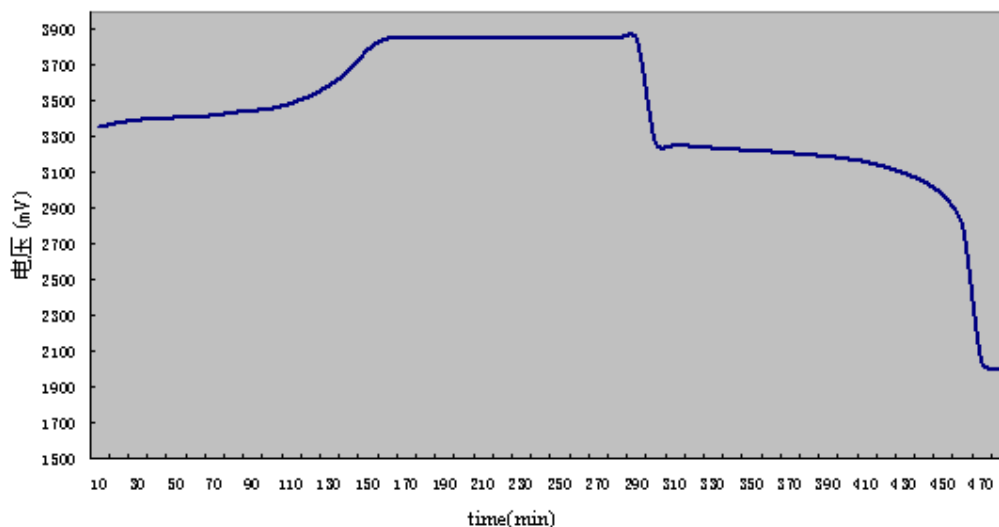
10	Max. peak discharge current		A	500	less than 30 seconds
11	Max. peak charge current		A	200	less than 30 seconds
12	Weight		g	3500	/
13	Inner Resistance		mΩ	<2	/
14	Dimension (L×W×H)		mm	160*50*282	/
15	Working Temperature	Charging	°C	0~45	/
		Discharging	°C	-20~60	/
16	Storage Temperature	1 month	°C	-20~60	/
		3 months	°C	-20~45	/
		6 months	°C	-20~25	/
	Atmospheric pressure		KPa	86~106	/
	Relative Humidity		RH	25%~85%	/

3.2 Sketch map of product:



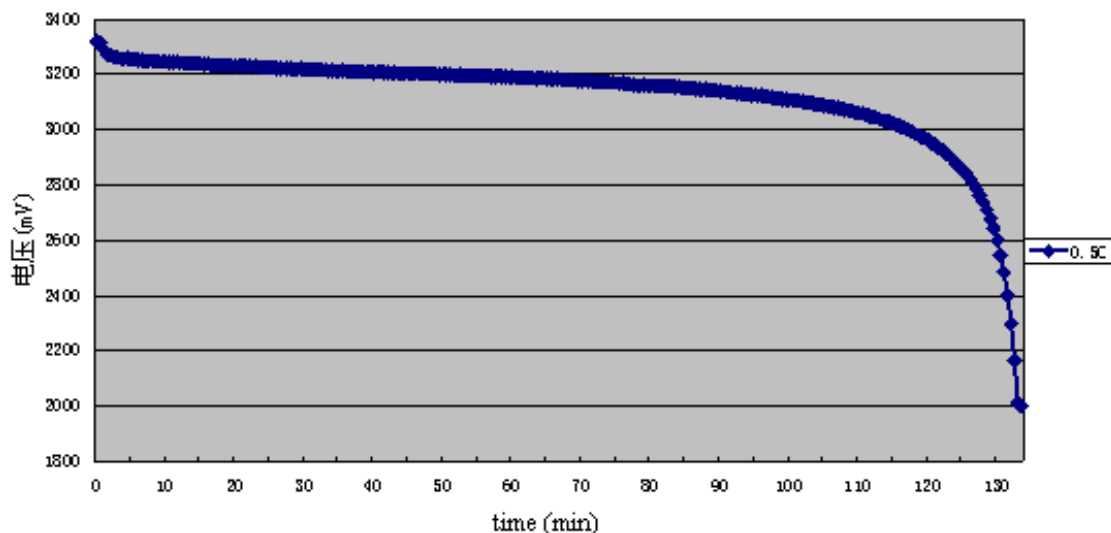
3.3 Typical charge/discharge curve graph:


battery charge&discharge testing curve



3.4 Continuous discharge curve at 1C /2C (20 'C):

LiFePO4 Battery discharge curve at 0.5C



 Shan Dong Hipower Energy Group	Type: HP-PW-100AH
LiFePO4 Battery specification	Modified: 01/05/2010

4. TECHNICAL REQUIREMENTS

4.1 Testing Conditions

(1) Standard charge: Under temperature $20\pm 5\text{ }^{\circ}\text{C}$, charge with C/3 constant current till it reaches (to) 3.85V, then starts to Charge with constant voltage, Till charge current $< 0.01\text{C}$.

(2) Standard discharge: Under temperature $20\pm 5\text{ }^{\circ}\text{C}$, discharge with C/3 constant current till (to) discharge cut-off voltage (2.0V).

(3) Standard testing environment:


Temperature: **15-35 $^{\circ}\text{C}$** ;

Relative Humidity: **25%~85%RH**;

Atmospheric pressure: 86kPa~106kPa.

4.2 Electrical Performance:


No.	Item	Testing Instructions	Requirement
1	Nominal Capacity	Temperature $20\pm 5\text{ }^{\circ}\text{C}$, Measure discharge capacity to 2.0V cut-off within 1h after standard charge. (One time for the first 5times ,meeting the requirements can do)	100.0A h
2	high-current discharge performance	Temperature $20\pm 5\text{ }^{\circ}\text{C}$, discharge with 1.5C constant current to discharge cut-off voltage within 1hrs after standard charge.	Discharge time ≥ 36 min. The battery shall not be metamorphose, rupture.

 Shan Dong Hipower Energy Group		Type: HP-PW-100AH	
LiFePO4 Battery specification		Modified: 01/05/2010	
3	Low-temperature discharge performance	<p>Keep the battery in the case at $-20\pm 2^{\circ}\text{C}$ for 20hrs after standard charge. Measure the discharge time with constant discharge current $C/3$ to cut-off voltage. Then, Temperature $20\pm 5^{\circ}\text{C}$, laid the battery for 2hrs, observe the appearance of the battery.</p>	<p>Discharge time $\geq 126\text{min}$ The battery shall not be metamorphose, rupture.</p>
4	High-temperature discharge performance	<p>Keep the battery in the case at $55\pm 2^{\circ}\text{C}$ for 5hrs after standard charge. Measure the discharge time with constant discharge current $C/3$ to cut-off voltage. Then, Temperature $20\pm 5^{\circ}\text{C}$, laid the battery for 2hrs, Observe the appearance of the battery.</p>	<p>Discharge time $\geq 171\text{min}$. The battery shall not be metamorphose, rupture.</p>
5	Charge Retention	<p>Temperature $20\pm 5^{\circ}\text{C}$ after standard charge, keep the battery open circuit for 28 days. Then, Measure the discharge time with constant discharge current $C/3$ to cut-off voltage.</p>	<p>Discharge time $\geq 144\text{min}$</p>
6	Cycle Life	<p>Temperature $20\pm 2^{\circ}\text{C}$, Charge with constant charge current $C/3$ to charge cut-off voltage, And then charge with constant voltage to the current $\leq 0.01\text{C}$, Then, stop charge. 10 min later, discharge with discharge current 0.5C to 100% of the capacity DOD. 10 min later, repeat the cycle, till the capacity of lasting 24times $\leq 80\%$ of the Nominal Capacity, Then consider the life of battery end.</p>	<p>Cycle Life ≥ 1000 times</p>



4.3 Misuse testing :

No	Item	Testing instruction	Requirement
1	Falling off testing	After standard charge , drop the battery from the height of 1.5m to the hardwood floor 20mm thin , 2 times one direction , 6 times altogether. During the testing, make note of the changes of voltage and the temperature.	No explosion, no leakage, no fire.
2	Extrusion testing	After standard charge, lay the battery at $20\pm 5^{\circ}\text{C}$ for 1 hour. a) Extrusion direction : press in the vertical direction of the battery polar board. b) Extrusion area: $\geq 20\text{cm}^2$ Extrusion extent: till the rupture of the battery rind and till to be short-circuited inside(voltage be 0V).	No explosion、no fire (distortion and leakage allowed) .
3	Puncture testing	After standard charge ,put the battery at $20\pm 5^{\circ}\text{C}$ for 1 hrs .Then puncture the battery in the direction of electrode board with the high temperature-proof steel pin with 3mm diameter .(the pin staying in the battery). The test must be conducted in the protective condition .During the test, make note of the changes of the voltage and the temperature.	No explosion、no fire (distortion and leakage allowed) .
4	Calcification testing	Put the battery in the case at constant temperature of $70\pm 2^{\circ}\text{C}$ for 120min and observe the appearance of the battery. Meanwhile, make note of the changes of the battery voltage.	No explosion、no fire (distortion and leakage allowed)

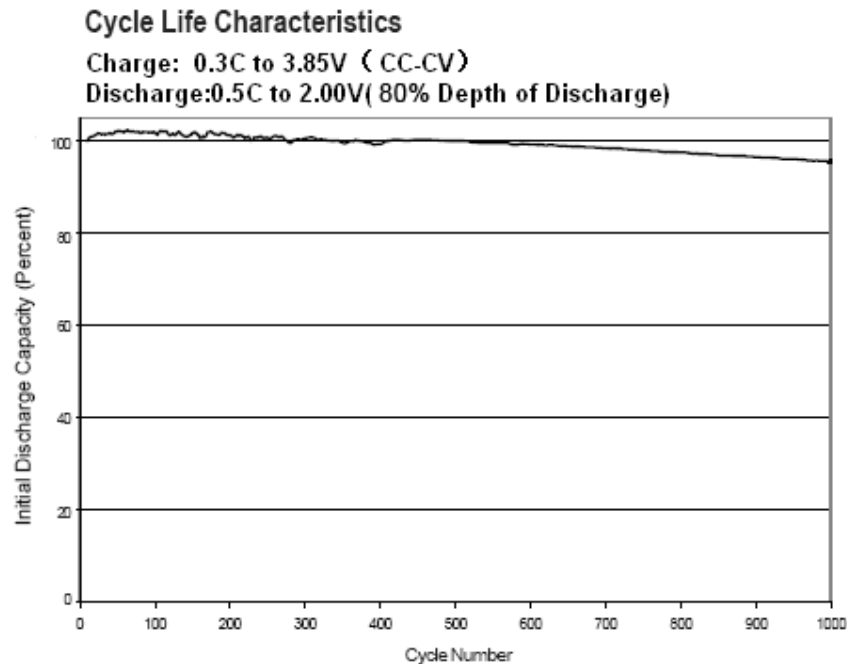
 Shan Dong Hipower Energy Group	Type: HP-PW-100AH
LiFePO4 Battery specification	Modified: 01/05/2010

4.4 Safety Performance:

NO	Item	Testing Instructions	Requirement
1	Short Circuit performance	After charging the battery standardly, put it under the temperature of $20\pm 5^{\circ}\text{C}$ for 1 hrs and then short-circuit the battery for 10 min, connecting the positive and negative terminals of it (The resistance of the circuitry $\leq 5\text{ m}\Omega$). Notice the change of the temperature, battery current and the voltage during the experiment.	No fire ,no explosion
2	Over charge Performance	After charging the battery standardly, put it under the temperature of $20\pm 5^{\circ}\text{C}$ for 1 hrs The battery with thermocouple is to be put into the fume cupboard. Charge it with constant current 0.3C to 4.1 voltage. Observe the appearance of the battery. Notice the change of the temperature, battery current and the voltage during the experiment	No fire ,no explosion
3	Over discharge performance	After standard charge and under the temperature of $20\pm 5^{\circ}\text{C}$, discharge the battery (if there is BMS, please disconnect the BMS first) with the current of $\text{C}/3$ till the voltage of the battery is 0v . Notice the change of the temperature, battery current and the voltage during the experiment.	No explosion, no leakage, no fire.



5. Cycle life curve:



6. Storage

The place of preserving the battery must accord with the following requirements: Indoor, The temperature of environment is between $-5^{\circ}\text{C} \sim 35^{\circ}\text{C}$,


The relative humidity is $\leq 75\%$, The place must be clean dry and ventilate;

Avoid contacting to the corrosives;

Keep far away from fire and heat;

Keep the battery 50%~60% charge state;

Avoid being over-charged, the battery should be charged once per 3~6 months when preserved.

 Shan Dong Hipower Energy Group	Type: HP-PW-100AH
<u>LiFePO4 Battery specification</u>	Modified: 01/05/2010

7. Battery maintenance

(1) Be sure to charge the new battery fully before using for the first time. The battery will reach its max capacity after 3-5 times of full charging and discharging.

(2) The battery should be used in the ventilative and dry environment. Avoid being near to fire.

(3) The best working temperature range for the battery is 15°C-40°C. Beyond that, there will be effect on the battery's normal working.

(4) don't short circuit the battery by connecting the cathode and anode, in case of any danger.


(5) Don't wash the outer shell of the battery with impregnate. In case of fire, please use Carbon Chlorine to put out fire instead of CO2.

(6) If the battery goes wrong, please deliver that to the factory service centre or relevant organization for proper disposal.

(9) Don't dismantle the battery at will and never open the electrolyte-injecting hole.

8. Notice when using the battery :

In case of leakage, heat, fire, performance decrease etc, please use the battery according to the following regulations. Our company won't take any responsibility for any mis-operation not according to this specification.

 Shan Dong Hipower Energy Group	Type: HP-PW-100AH
LiFePO4 Battery specification	Modified: 01/05/2010

(1) Handle with care.

(2) Don't immerse the battery in the water or other liquid, in case of damp. Especially on rainy days, take care to prevent the water from going into the controller and motor, in case of short-circuit.

(3) Avoid being short-circuited, connecting the anode and cathode.

(4) Please charge the battery with the Special charger provided by Shan Dong Hipower.


(5) Don't dismantle the battery, as that may cause inner short-circuit and then decomposition of the inner material, fire and even explosion accordingly. In addition, dismantling the battery may cause the leakage of the electrolyte, which will hurt the human body. If the electrolyte is spattered onto skin, eye and other part of the body, please wash with clean water immediately and go to the doctor at once.

(6) Don't dispose the battery with fire, in case of any danger.

(7) If the battery is damaged, distorted or there is leakage of the electrolyte or the taste of electrolyte and some similar abnormal phenomena, don't use the battery any more. Please deliver that to the factory service centre or relevant organization for proper disposal. In addition, battery with electrolyte leakage should be far away from fire, in case of explosion.

(8) Battery replacement

The battery provider should be responsible for replacing and installing the battery. The consumer shouldn't replace that at will.

 Shan Dong Hipower Energy Group	Type: HP-PW-100AH
<u>LiFePO4 Battery specification</u>	Modified: 01/05/2010

(9) Dismantle without permission

The consumer shouldn't dismantle the battery at will .Or our company won't take any responsibility.

9. Notice during the transportation :

(1) The battery is suitable for being transported by truck, train, and plane.

During transportation, please avoid solarization, drench and serious shake.

(2)The battery pack must be packed with insulated material and marked with logo of frangibility in case of any damage caused by bumping in transit.

(3) Do not put battery upside-down. A sticker indicating ' doesn't upside down ' is needed. Also can't be put at will.

(4) Handle with care in transit. Can't throw or impact the battery.

(5) Don't place any heavy objects on battery pack.

(6) Don't mix-transport with flammable or explosive consignment, or metal objects with sharp end.

(7) Outer packing should be marked 'Away from moisture, water, and fire'.

10. Other

Any issues not included, suppliers and customers can negotiate.